



Location: CMA1b - Harbour Grand Hotel Boundary Wall

Report on 24-hour TSP monitoring

Action Level ($\mu\text{g}/\text{m}^3$) - 176.7

Limit Level ($\mu\text{g}/\text{m}^3$) - 260

Date	Sampling Time	Weather Condition	Filter paper no.	Filter Weight, g		Elapse Time, hr		Sampling Time, hr	Flow Rate, m^3/min			Total Volume, m^3	TSP Level, $\mu\text{g}/\text{m}^3$
				Initial	Final	Initial	Final		Initial, Q_{si}	Final, Q_{sf}	Average		
29-Aug-19	8:00	Cloudy	CMA1b_24hr_001120	2.7776	2.8136	14212.31	14236.31	24.00	1.23	1.23	1.23	1769	20.4
4-Sep-19	8:00	Rainy	CMA1b_24hr_001065	2.7731	2.8048	14239.31	14263.31	24.00	1.23	1.23	1.23	1770	17.9
10-Sep-19	8:00	Cloudy	CMA1b_24hr_001077	2.7711	2.8071	14266.31	14290.31	24.00	1.23	1.23	1.23	1768	20.4
16-Sep-19	8:00	Rainy	CMA1b_24hr_001498	2.8197	2.8783	14293.31	14317.31	24.00	1.23	1.23	1.23	1768	33.1
21-Sep-19	8:00	Fine	CMA1b_24hr_001476	2.8146	2.9047	14320.31	14344.31	24.00	1.32	1.32	1.32	1901	47.4

Report on 1-hour TSP monitoring

Action Level ($\mu\text{g}/\text{m}^3$) - 320.1

Limit Level ($\mu\text{g}/\text{m}^3$) - 500

Date	Sampling Time	Weather Condition	Filter paper no.	Filter Weight, g		Elapse Time, hr		Sampling Time, hr	Flow Rate, m^3/min			Total Volume, m^3	TSP Level, $\mu\text{g}/\text{m}^3$
				Initial	Final	Initial	Final		Initial, Q_{si}	Final, Q_{sf}	Average		
30-Aug-19	9:01	Cloudy	CMA1b_1hr_1_001395	2.8420	2.8475	14236.31	14237.31	1.00	1.23	1.23	1.23	74	74.5
30-Aug-19	10:03	Cloudy	CMA1b_1hr_2_001122	2.7650	2.7680	14237.31	14238.31	1.00	1.23	1.23	1.23	74	40.7
30-Aug-19	13:00	Cloudy	CMA1b_1hr_3_001128	2.7557	2.7596	14238.31	14239.31	1.00	1.23	1.23	1.23	74	52.9
5-Sep-19	9:50	Rainy	CMA1b_1hr_1_001040	2.7767	2.7791	14263.31	14264.31	1.00	1.23	1.23	1.23	74	32.6
5-Sep-19	11:00	Rainy	CMA1b_1hr_2_001049	2.7542	2.7555	14264.31	14265.31	1.00	1.23	1.23	1.23	74	17.6
5-Sep-19	13:00	Rainy	CMA1b_1hr_3_001058	2.7596	2.7624	14265.31	14266.31	1.00	1.23	1.23	1.23	74	38.0
11-Sep-19	8:05	Cloudy	CMA1b_1hr_1_001123	2.7532	2.7560	14290.31	14291.31	1.00	1.23	1.23	1.23	74	38.0
11-Sep-19	9:10	Cloudy	CMA1b_1hr_2_001127	2.7619	2.7651	14291.31	14292.31	1.00	1.23	1.23	1.23	74	43.4
11-Sep-19	10:15	Cloudy	CMA1b_1hr_3_001125	2.7615	2.7650	14292.31	14293.31	1.00	1.23	1.23	1.23	74	47.5
17-Sep-19	8:05	Cloudy	CMA1b_1hr_1_001458	2.7784	2.7833	14317.31	14318.31	1.00	1.23	1.23	1.23	74	66.5
17-Sep-19	9:10	Cloudy	CMA1b_1hr_2_001464	2.7950	2.7984	14318.31	14319.31	1.00	1.23	1.23	1.23	74	46.1
17-Sep-19	10:15	Cloudy	CMA1b_1hr_3_001470	2.8014	2.8055	14319.31	14320.31	1.00	1.23	1.23	1.23	74	55.6
23-Sep-19	9:45	Fine	CMA1b_1hr_1_001425	2.7871	2.7931	14344.31	14345.31	1.00	1.32	1.32	1.32	79	75.5
23-Sep-19	10:50	Fine	CMA1b_1hr_2_001418	2.8392	2.8428	14345.31	14346.31	1.00	1.32	1.32	1.32	79	45.3
23-Sep-19	13:00	Fine	CMA1b_1hr_3_001413	2.8020	2.8070	14346.31	14347.31	1.00	1.32	1.32	1.32	79	62.9



Location: CMA2a - Causeway Bay Community Centre

Report on 24-hour TSP monitoring
Action Level ($\mu\text{g}/\text{m}^3$) - 169.5
Limit Level ($\mu\text{g}/\text{m}^3$) - 260

Date	Sampling Time	Weather Condition	Filter paper no.	Filter Weight, g		Elapse Time, hr		Sampling Time, hr	Flow Rate, m^3/min			Total Volume, m^3	TSP Level, $\mu\text{g}/\text{m}^3$
				Initial	Final	Initial	Final		Initial, Q_{si}	Final, Q_{sf}	Average		
29-Aug-19	8:00	Cloudy	CMA2a_24hr_001121	2.7588	2.8182	708.14	732.14	24.00	1.25	1.26	1.25	1806	32.9
4-Sep-19	8:00	Rainy	CMA2a_24hr_001066	2.7407	2.8031	735.14	759.14	24.00	1.26	1.25	1.25	1807	34.5
10-Sep-19	8:00	Cloudy	CMA2a_24hr_001076	2.8140	2.8870	762.14	786.14	24.00	1.25	1.25	1.25	1805	40.4
16-Sep-19	8:00	Rainy	CMA2a_24hr_001499	2.8249	2.9481	789.14	813.14	24.00	1.25	1.25	1.25	1806	68.2
21-Sep-19	8:00	Fine	CMA2a_24hr_001475	2.8176	3.0322	816.14	840.14	24.00	1.63	1.64	1.64	2356	91.1

Report on 1-hour TSP monitoring
Action Level ($\mu\text{g}/\text{m}^3$) - 323.4
Limit Level ($\mu\text{g}/\text{m}^3$) - 500

Date	Sampling Time	Weather Condition	Filter paper no.	Filter Weight, g		Elapse Time, hr		Sampling Time, hr	Flow Rate, m^3/min			Total Volume, m^3	TSP Level, $\mu\text{g}/\text{m}^3$
				Initial	Final	Initial	Final		Initial, Q_{si}	Final, Q_{sf}	Average		
30-Aug-19	9:10	Cloudy	CMA2a_1hr_1_000522	2.6794	2.6860	732.14	733.14	1.00	1.26	1.26	1.26	75	87.6
30-Aug-19	10:15	Cloudy	CMA2a_1hr_2_000521	2.6803	2.6955	733.14	734.14	1.00	1.26	1.26	1.26	75	201.7
30-Aug-19	13:00	Cloudy	CMA2a_1hr_3_000592	2.7086	2.7145	734.14	735.14	1.00	1.26	1.26	1.26	75	78.3
5-Sep-19	9:52	Rainy	CMA2a_1hr_1_001039	2.7912	2.7942	759.14	760.14	1.00	1.25	1.25	1.25	75	39.9
5-Sep-19	11:00	Rainy	CMA2a_1hr_2_001048	2.7662	2.7683	760.14	761.14	1.00	1.25	1.25	1.25	75	27.9
5-Sep-19	13:00	Rainy	CMA2a_1hr_3_001057	2.7627	2.7651	761.14	762.14	1.00	1.25	1.25	1.25	75	31.9
11-Sep-19	8:02	Cloudy	CMA2a_1hr_1_001072	2.7364	2.7388	786.14	787.14	1.00	1.25	1.25	1.25	75	31.9
11-Sep-19	9:05	Cloudy	CMA2a_1hr_2_001075	2.7781	2.7826	787.14	788.14	1.00	1.25	1.25	1.25	75	59.8
11-Sep-19	10:10	Cloudy	CMA2a_1hr_3_001074	2.8094	2.8156	788.14	789.14	1.00	1.25	1.25	1.25	75	82.4
17-Sep-19	8:02	Cloudy	CMA2a_1hr_1_001457	2.7867	2.7956	813.14	814.14	1.00	1.25	1.25	1.25	75	118.3
17-Sep-19	9:05	Cloudy	CMA2a_1hr_2_001463	2.8267	2.8340	814.14	815.14	1.00	1.25	1.25	1.25	75	97.0
17-Sep-19	10:10	Cloudy	CMA2a_1hr_3_001469	2.7842	2.7923	815.14	816.14	1.00	1.25	1.25	1.25	75	107.6
23-Sep-19	9:44	Fine	CMA2a_1hr_1_001424	2.8242	2.8344	840.14	841.14	1.00	1.64	1.64	1.64	99	103.6
23-Sep-19	10:48	Fine	CMA2a_1hr_2_001419	2.7953	2.8058	841.14	842.14	1.00	1.64	1.64	1.64	99	106.6
23-Sep-19	13:00	Fine	CMA2a_1hr_3_001412	2.8051	2.8138	842.14	843.14	1.00	1.64	1.64	1.64	99	88.3



Location: CMA3a - CWB PRE Site Office Area

Report on 24-hour TSP monitoring
Action Level ($\mu\text{g}/\text{m}^3$) - 171
Limit Level ($\mu\text{g}/\text{m}^3$) - 260

Date	Sampling Time	Weather Condition	Filter paper no.	Filter Weight, g		Elapse Time, hr		Sampling Time, hr	Flow Rate, m^3/min			Total Volume, m^3	TSP Level, $\mu\text{g}/\text{m}^3$
				Initial	Final	Initial	Final		Initial, Q_{si}	Final, Q_{sf}	Average		
29-Aug-19	8:00	Cloudy	CMA3a_24hr_001305	2.8486	2.9037	11092.95	11116.95	24.00	1.24	1.24	1.24	1782	30.9
4-Sep-19	8:00	Rainy	CMA3a_24hr_001064	2.7530	2.7922	11119.95	11143.95	24.00	1.24	1.24	1.24	1783	22.0
10-Sep-19	8:00	Cloudy	CMA3a_24hr_001071	2.7566	2.7971	11146.95	11170.95	24.00	1.29	1.29	1.29	1851	21.9
16-Sep-19	8:00	Rainy	CMA3a_24hr_001487	2.8318	2.9062	11173.95	11197.95	24.00	1.24	1.24	1.24	1781	41.8
21-Sep-19	8:00	Fine	CMA3a_24hr_001474	2.8051	2.9138	11200.95	11224.95	24.00	1.24	1.24	1.24	1783	61.0

Report on 1-hour TSP monitoring
Action Level ($\mu\text{g}/\text{m}^3$) - 311.3
Limit Level ($\mu\text{g}/\text{m}^3$) - 500

Date	Sampling Time	Weather Condition	Filter paper no.	Filter Weight, g		Elapse Time, hr		Sampling Time, hr	Flow Rate, m^3/min			Total Volume, m^3	TSP Level, $\mu\text{g}/\text{m}^3$
				Initial	Final	Initial	Final		Initial, Q_{si}	Final, Q_{sf}	Average		
30-Aug-19	8:10	Cloudy	CMA3a_1hr_1_001399	2.8235	2.8258	11116.95	11117.95	1.00	1.24	1.24	1.24	74	30.9
30-Aug-19	9:42	Cloudy	CMA3a_1hr_2_001001	2.7789	2.7820	11117.95	11118.95	1.00	1.24	1.24	1.24	74	41.7
30-Aug-19	10:49	Cloudy	CMA3a_1hr_3_001002	2.7847	2.7918	11118.95	11119.95	1.00	1.24	1.24	1.24	74	95.5
5-Sep-19	8:26	Rainy	CMA3a_1hr_1_001038	2.7657	2.7681	11143.95	11144.95	1.00	1.34	1.34	1.34	80	29.9
5-Sep-19	9:29	Rainy	CMA3a_1hr_2_001047	2.7407	2.7423	11144.95	11145.95	1.00	1.24	1.24	1.24	74	21.6
5-Sep-19	10:36	Rainy	CMA3a_1hr_3_001056	2.7681	2.7704	11145.95	11146.95	1.00	1.24	1.24	1.24	74	31.0
11-Sep-19	9:00	Cloudy	CMA3a_1hr_1_001094	2.7687	2.7707	11170.95	11171.95	1.00	1.29	1.29	1.29	77	25.9
11-Sep-19	10:05	Cloudy	CMA3a_1hr_2_001500	2.8133	2.8157	11171.95	11172.95	1.00	1.29	1.29	1.29	77	31.1
11-Sep-19	13:00	Cloudy	CMA3a_1hr_3_001409	2.8096	2.8141	11172.95	11173.95	1.00	1.29	1.29	1.29	77	58.3
17-Sep-19	9:00	Cloudy	CMA3a_1hr_1_001456	2.7675	2.7724	11197.95	11198.95	1.00	1.24	1.24	1.24	74	66.0
17-Sep-19	10:05	Cloudy	CMA3a_1hr_2_001462	2.7668	2.7716	11198.95	11199.95	1.00	1.24	1.24	1.24	74	64.7
17-Sep-19	13:00	Cloudy	CMA3a_1hr_3_001468	2.8009	2.8061	11199.95	11200.95	1.00	1.24	1.24	1.24	74	70.0
23-Sep-19	9:15	Fine	CMA3a_1hr_1_001426	2.7758	2.7813	11224.95	11225.95	1.00	1.24	1.24	1.24	75	73.8
23-Sep-19	10:20	Fine	CMA3a_1hr_2_001420	2.8188	2.8243	11225.95	11226.95	1.00	1.24	1.24	1.24	75	73.8
23-Sep-19	13:00	Fine	CMA3a_1hr_3_001414	2.8035	2.8089	11226.95	11227.95	1.00	1.24	1.24	1.24	75	72.4



Location: CMA4a - SPCA

Report on 24-hour TSP monitoring

Action Level ($\mu\text{g}/\text{m}^3$) - 171.2
Limit Level ($\mu\text{g}/\text{m}^3$) - 260

Date	Sampling Time	Weather Condition	Filter paper no.	Filter Weight, g		Elapse Time, hr		Sampling Time, hr	Flow Rate, m^3/min			Total Volume, m^3	TSP Level, $\mu\text{g}/\text{m}^3$
				Initial	Final	Initial	Final		Initial, Q_{si}	Final, Q_{sf}	Average		
29-Aug-19	8:00	Cloudy	CMA4a_24hr_001306	2.8100	2.8565	28031.45	28055.45	24.00	0.97	0.98	0.98	1405	33.1
4-Sep-19	8:00	Rainy	CMA4a_24hr_001063	2.7803	2.8174	28058.45	28082.45	24.00	0.98	0.98	0.98	1405	26.4
10-Sep-19	8:00	Cloudy	CMA4a_24hr_001070	2.7194	2.7607	28085.45	28109.45	24.00	0.97	0.97	0.97	1403	29.4
16-Sep-19	8:00	Rainy	CMA4a_24hr_001494	2.7968	2.8620	28112.45	28136.45	24.00	0.97	0.98	0.97	1404	46.4
21-Sep-19	8:00	Fine	CMA4a_24hr_001473	2.8035	2.9320	28139.45	28163.45	24.00	0.97	0.98	0.98	1406	91.4

Report on 1-hour TSP monitoring

Action Level ($\mu\text{g}/\text{m}^3$) - 312.5
Limit Level ($\mu\text{g}/\text{m}^3$) - 500

Date	Sampling Time	Weather Condition	Filter paper no.	Filter Weight, g		Elapse Time, hr		Sampling Time, hr	Flow Rate, m^3/min			Total Volume, m^3	TSP Level, $\mu\text{g}/\text{m}^3$
				Initial	Final	Initial	Final		Initial, Q_{si}	Final, Q_{sf}	Average		
30-Aug-19	8:32	Cloudy	CMA4a_1hr_1_001396	2.8405	2.8439	28055.45	28056.45	1.00	0.98	0.98	0.98	59	58.0
30-Aug-19	9:35	Cloudy	CMA4a_1hr_2_000946	2.7035	2.7074	28056.45	28057.45	1.00	0.98	0.98	0.98	59	66.5
30-Aug-19	10:39	Cloudy	CMA4a_1hr_3_001316	2.8173	2.8258	28057.45	28058.45	1.00	0.98	0.98	0.98	59	145.0
5-Sep-19	8:25	Rainy	CMA4a_1hr_1_001037	2.7842	2.7849	28082.45	28083.45	1.00	0.98	0.98	0.98	59	12.0
5-Sep-19	9:28	Rainy	CMA4a_1hr_2_001046	2.7422	2.7443	28083.45	28084.45	1.00	0.98	0.98	0.98	59	35.9
5-Sep-19	10:31	Rainy	CMA4a_1hr_3_001055	2.7657	2.7684	28084.45	28085.45	1.00	0.98	0.98	0.98	59	46.1
11-Sep-19	8:54	Cloudy	CMA4a_1hr_1_001093	2.7900	2.7953	28109.45	28110.45	1.00	0.97	0.97	0.97	58	90.6
11-Sep-19	9:59	Cloudy	CMA4a_1hr_2_001100	2.7703	2.7848	28110.45	28111.45	1.00	0.97	0.97	0.97	58	247.9
11-Sep-19	13:00	Cloudy	CMA4a_1hr_3_001486	2.7926	2.7972	28111.45	28112.45	1.00	0.97	0.97	0.97	58	78.6
17-Sep-19	8:54	Cloudy	CMA4a_1hr_1_001455	2.7897	2.7933	28136.45	28137.45	1.00	0.98	0.98	0.98	59	61.5
17-Sep-19	9:59	Cloudy	CMA4a_1hr_2_001461	2.8062	2.8104	28137.45	28138.45	1.00	0.98	0.98	0.98	59	71.8
17-Sep-19	13:00	Cloudy	CMA4a_1hr_3_001467	2.8135	2.8189	28138.45	28139.45	1.00	0.98	0.98	0.98	59	92.3
23-Sep-19	9:11	Fine	CMA4a_1hr_1_001427	2.7699	2.7780	28163.45	28164.45	1.00	0.98	0.98	0.98	59	137.6
23-Sep-19	10:18	Fine	CMA4a_1hr_2_001421	2.8039	2.8099	28164.45	28165.45	1.00	0.98	0.98	0.98	59	101.9
23-Sep-19	13:00	Fine	CMA4a_1hr_3_001415	2.8153	2.8208	28165.45	28166.45	1.00	0.98	0.98	0.98	59	93.4



Location: CMA5b - Pedestrian Plaza

Report on 24-hour TSP monitoring

Action Level ($\mu\text{g}/\text{m}^3$) - 181
 Limit Level ($\mu\text{g}/\text{m}^3$) - 260

Date	Sampling Time	Weather Condition	Filter paper no.	Filter Weight, g		Elapse Time, hr		Sampling Time, hr	Flow Rate, m^3/min			Total Volume, m^3	TSP Level, $\mu\text{g}/\text{m}^3$
				Initial	Final	Initial	Final		Initial, Q_{si}	Final, Q_{sf}	Average		
30-Aug-19	17:13	Cloudy	CMA5b_24hr_001315	2.8281	2.8743	12618.22	12642.22	24.00	0.99	0.99	0.99	1427	32.4
4-Sep-19	8:00	Rainy	CMA5b_24hr_001062	2.7513	2.7899	12642.22	12666.22	24.00	0.99	0.99	0.99	1428	27.0
10-Sep-19	8:00	Cloudy	CMA5b_24hr_001069	2.7639	2.8128	12669.22	12693.22	24.00	0.99	0.99	0.99	1425	34.3
16-Sep-19	8:00	Rainy	CMA5b_24hr_001488	2.8220	2.8961	12696.22	12720.22	24.00	0.99	0.99	0.99	1426	52.0
21-Sep-19	8:00	Fine	CMA5b_24hr_001472	2.7852	2.9082	12723.22	12747.22	24.00	0.99	0.99	0.99	1428	86.1

Report on 1-hour TSP monitoring

Action Level ($\mu\text{g}/\text{m}^3$) - 332
 Limit Level ($\mu\text{g}/\text{m}^3$) - 500

Date	Sampling Time	Weather Condition	Filter paper no.	Filter Weight, g		Elapse Time, hr		Sampling Time, hr	Flow Rate, m^3/min			Total Volume, m^3	TSP Level, $\mu\text{g}/\text{m}^3$
				Initial	Final	Initial	Final		Initial, Q_{si}	Final, Q_{sf}	Average		
30-Aug-19	8:26	Cloudy	CMA5b_1hr_1_001397	2.8112	2.8162	12615.22	12616.22	1.00	0.99	0.99	0.99	60	84.0
30-Aug-19	9:29	Cloudy	CMA5b_1hr_2_000947	2.6915	2.6961	12616.22	12617.22	1.00	0.99	0.99	0.99	60	77.3
30-Aug-19	10:32	Cloudy	CMA5b_1hr_3_001317	2.8429	2.8473	12617.22	12618.22	1.00	0.99	0.99	0.99	60	73.9
5-Sep-19	8:17	Rainy	CMA5b_1hr_1_001036	2.7515	2.7539	12666.22	12667.22	1.00	0.99	0.99	0.99	59	40.4
5-Sep-19	9:19	Rainy	CMA5b_1hr_2_001045	2.7424	2.7447	12667.22	12668.22	1.00	0.99	0.99	0.99	59	38.7
5-Sep-19	10:24	Rainy	CMA5b_1hr_3_001054	2.7830	2.7851	12668.22	12669.22	1.00	0.99	0.99	0.99	59	35.3
11-Sep-19	8:42	Cloudy	CMA5b_1hr_1_001092	2.7788	2.7828	12693.22	12694.22	1.00	0.99	0.99	0.99	59	67.3
11-Sep-19	9:44	Cloudy	CMA5b_1hr_2_001099	2.7656	2.7664	12694.22	12695.22	1.00	0.99	0.99	0.99	59	13.5
11-Sep-19	10:47	Cloudy	CMA5b_1hr_3_001495	2.7955	2.8007	12695.22	12696.22	1.00	0.99	0.99	0.99	59	87.5
17-Sep-19	8:42	Cloudy	CMA5b_1hr_1_001454	2.7881	2.7949	12720.22	12721.22	1.00	0.99	0.99	0.99	59	114.4
17-Sep-19	9:44	Cloudy	CMA5b_1hr_2_001460	2.7623	2.7699	12721.22	12722.22	1.00	0.99	0.99	0.99	59	127.9
17-Sep-19	10:47	Cloudy	CMA5b_1hr_3_001466	2.8199	2.8248	12722.22	12723.22	1.00	0.99	0.99	0.99	59	82.4
23-Sep-19	9:06	Fine	CMA5b_1hr_1_001428	2.7818	2.7924	12747.22	12748.22	1.00	1.00	1.00	1.00	60	177.3
23-Sep-19	10:11	Fine	CMA5b_1hr_2_001422	2.8180	2.8214	12748.22	12749.22	1.00	1.00	1.00	1.00	60	56.9
23-Sep-19	13:00	Fine	CMA5b_1hr_3_001416	2.8361	2.8425	12749.22	12750.22	1.00	1.00	1.00	1.00	60	107.0



Location: MA1e - International Finance Centre (Eastern Wing)

Report on 24-hour TSP monitoring

Action Level ($\mu\text{g}/\text{m}^3$) - 173.4
Limit Level ($\mu\text{g}/\text{m}^3$) - 260

Date	Sampling Time	Weather Condition	Filter paper no.	Filter Weight, g		Elapse Time, hr		Sampling Time, hr	Flow Rate, m^3/min			Total Volume, m^3	TSP Level, $\mu\text{g}/\text{m}^3$
				Initial	Final	Initial	Final		Initial, Q_{si}	Final, Q_{sf}	Average		
29-Aug-19	8:00	Cloudy	MA1e_24hr_001310	2.8361	2.8521	24900.10	24924.10	24.00	1.24	1.25	1.25	1794	8.9
4-Sep-19	8:00	Rainy	MA1e_24hr_001060	2.7506	2.7675	24927.10	24951.10	24.00	1.25	1.25	1.25	1795	9.4
10-Sep-19	8:00	Cloudy	MA1e_24hr_001005	2.7831	2.8034	24954.10	24978.10	24.00	1.24	1.25	1.25	1793	11.3
16-Sep-19	8:00	Rainy	MA1e_24hr_001489	2.8348	2.8968	24981.10	25005.10	24.00	1.34	1.34	1.34	1927	32.2
21-Sep-19	8:00	Fine	MA1e_24hr_000141	2.6312	2.7865	25008.10	25032.10	24.00	1.25	1.25	1.25	1796	86.5

Report on 1-hour TSP monitoring

Action Level ($\mu\text{g}/\text{m}^3$) - 325.1
Limit Level ($\mu\text{g}/\text{m}^3$) - 500

Date	Sampling Time	Weather Condition	Filter paper no.	Filter Weight, g		Elapse Time, hr		Sampling Time, hr	Flow Rate, m^3/min			Total Volume, m^3	TSP Level, $\mu\text{g}/\text{m}^3$
				Initial	Final	Initial	Final		Initial, Q_{si}	Final, Q_{sf}	Average		
30-Aug-19	8:12	Cloudy	MA1e_1hr_1_001313	2.8508	2.8578	24924.10	24925.10	1.00	1.25	1.25	1.25	75	93.5
30-Aug-19	9:15	Cloudy	MA1e_1hr_2_000253	2.7014	2.7049	24925.10	24926.10	1.00	1.25	1.25	1.25	75	46.8
30-Aug-19	10:18	Cloudy	MA1e_1hr_3_000943	2.7129	2.7211	24926.10	24927.10	1.00	1.25	1.25	1.25	75	109.6
5-Sep-19	8:03	Rainy	MA1e_1hr_1_001004	2.7848	2.7862	24951.10	24952.10	1.00	1.25	1.25	1.25	75	18.7
5-Sep-19	9:06	Rainy	MA1e_1hr_2_001043	2.7338	2.7356	24952.10	24953.10	1.00	1.25	1.25	1.25	75	24.1
5-Sep-19	10:09	Rainy	MA1e_1hr_3_001052	2.7736	2.7741	24953.10	24954.10	1.00	1.25	1.25	1.25	75	6.7
11-Sep-19	8:12	Cloudy	MA1e_1hr_1_001007	2.7881	2.7907	24978.10	24979.10	1.00	1.34	1.34	1.34	80	32.4
11-Sep-19	9:14	Cloudy	MA1e_1hr_2_001098	2.7554	2.7580	24979.10	24980.10	1.00	1.34	1.34	1.34	80	32.4
11-Sep-19	10:16	Cloudy	MA1e_1hr_3_001496	2.8084	2.8127	24980.10	24981.10	1.00	1.34	1.34	1.34	80	53.6
17-Sep-19	8:12	Cloudy	MA1e_1hr_1_000132	2.6711	2.6754	25005.10	25006.10	1.00	1.34	1.34	1.34	80	53.5
17-Sep-19	9:14	Cloudy	MA1e_1hr_2_000135	2.6853	2.6893	25006.10	25007.10	1.00	1.34	1.34	1.34	80	49.8
17-Sep-19	10:16	Cloudy	MA1e_1hr_3_000138	2.6652	2.6691	25007.10	25008.10	1.00	1.34	1.34	1.34	80	48.6
23-Sep-19	13:00	Fine	MA1e_1hr_1_000128	2.6564	2.6615	25032.10	25033.10	1.00	1.25	1.25	1.25	75	67.9
23-Sep-19	14:02	Fine	MA1e_1hr_2_000145	2.6548	2.6580	25033.10	25034.10	1.00	1.25	1.25	1.25	75	42.6
23-Sep-19	15:06	Fine	MA1e_1hr_3_000148	2.6717	2.6764	25034.10	25035.10	1.00	1.25	1.25	1.25	75	62.6



Location: MA1w - International Finance Centre (Western Wing)

Report on 24-hour TSP monitoring

Action Level ($\mu\text{g}/\text{m}^3$) - 173.4
Limit Level ($\mu\text{g}/\text{m}^3$) - 260

Date	Sampling Time	Weather Condition	Filter paper no.	Filter Weight, g		Elapse Time, hr		Sampling Time, hr	Flow Rate, m^3/min			Total Volume, m^3	TSP Level, $\mu\text{g}/\text{m}^3$
				Initial	Final	Initial	Final		Initial, Q_{si}	Final, Q_{sf}	Average		
29-Aug-19	8:00	Cloudy	MA1w_24hr_001311	2.8705	2.9306	24618.41	24642.41	24.00	0.78	1.07	0.93	1337	45.0
4-Sep-19	8:00	Rainy	MA1w_24hr_001059	2.7575	2.8138	24645.41	24669.41	24.00	0.77	1.07	0.92	1327	42.4
10-Sep-19	8:00	Cloudy	MA1w_24hr_001006	2.7742	2.8559	24672.41	24696.41	24.00	0.85	1.18	1.02	1466	55.7
16-Sep-19	8:00	Rainy	MA1w_24hr_001097	2.7693	2.8997	24699.41	24723.41	24.00	0.83	1.07	0.95	1366	95.5
21-Sep-19	8:00	Fine	MA1w_24hr_000142	2.6570	2.8882	24726.41	24750.41	24.00	0.80	1.19	0.99	1431	161.6

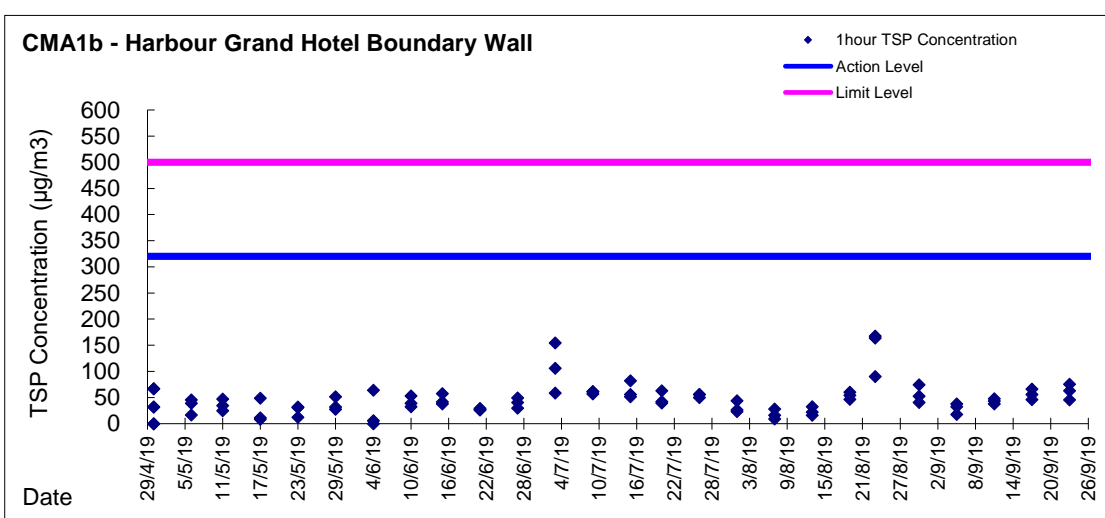
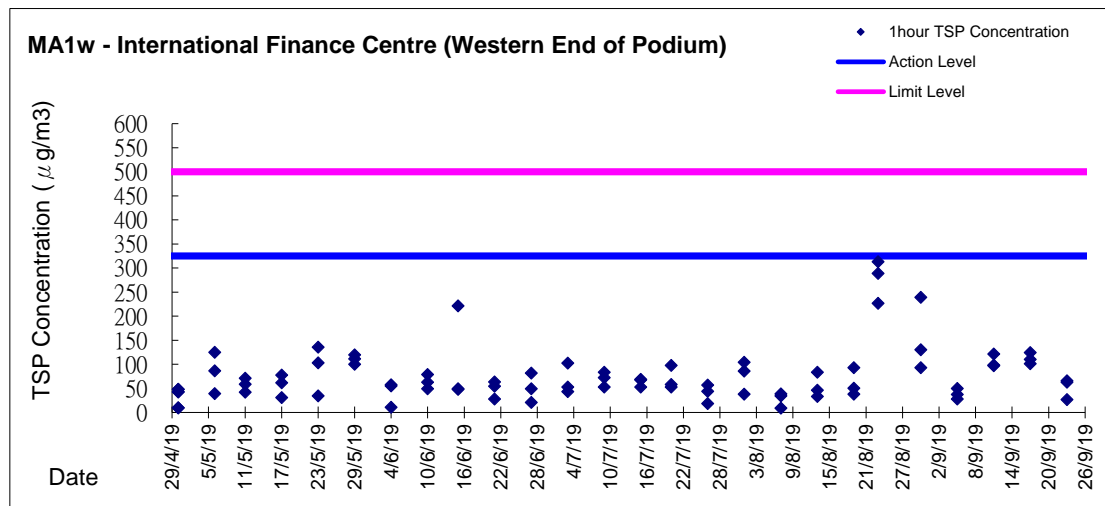
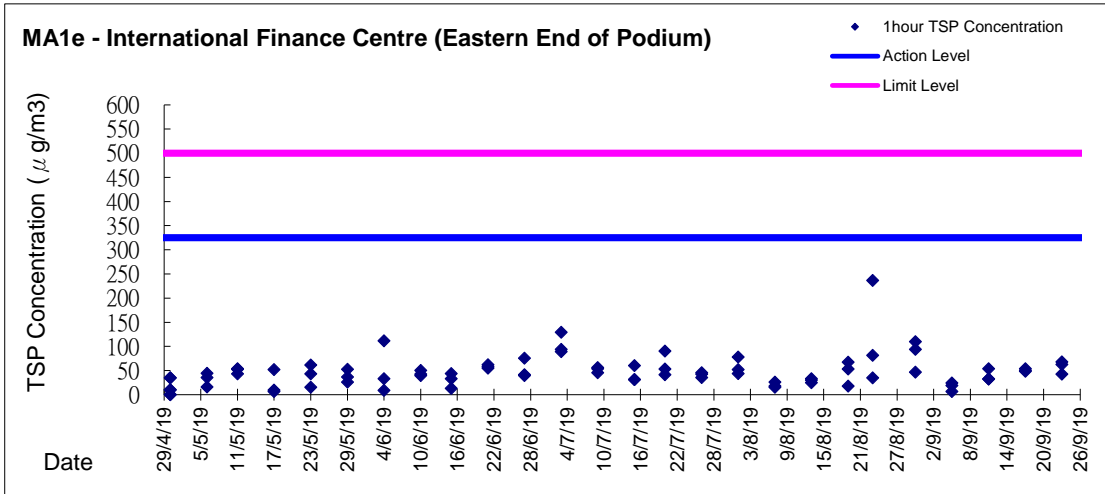
Report on 1-hour TSP monitoring

Action Level ($\mu\text{g}/\text{m}^3$) - 325.1
Limit Level ($\mu\text{g}/\text{m}^3$) - 500

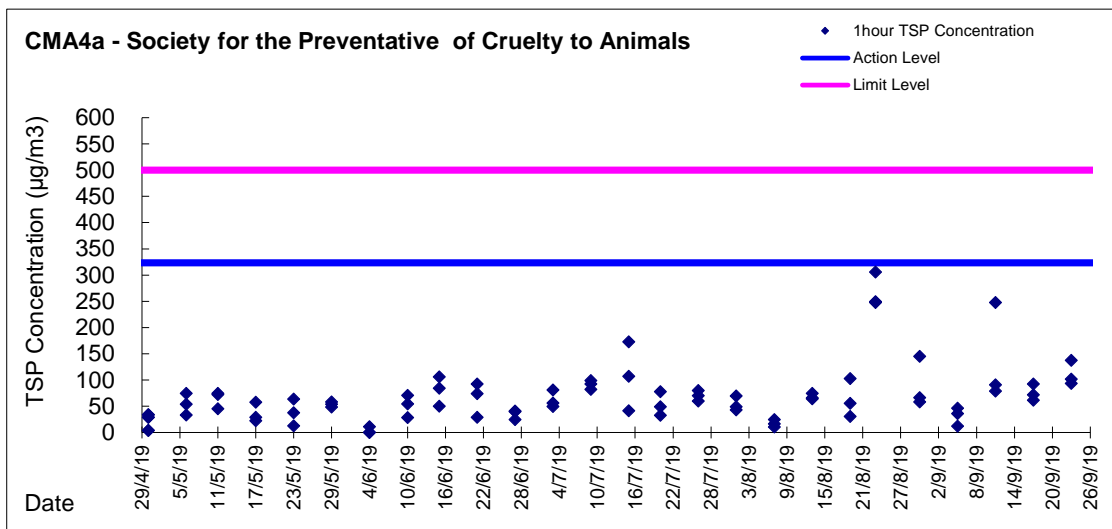
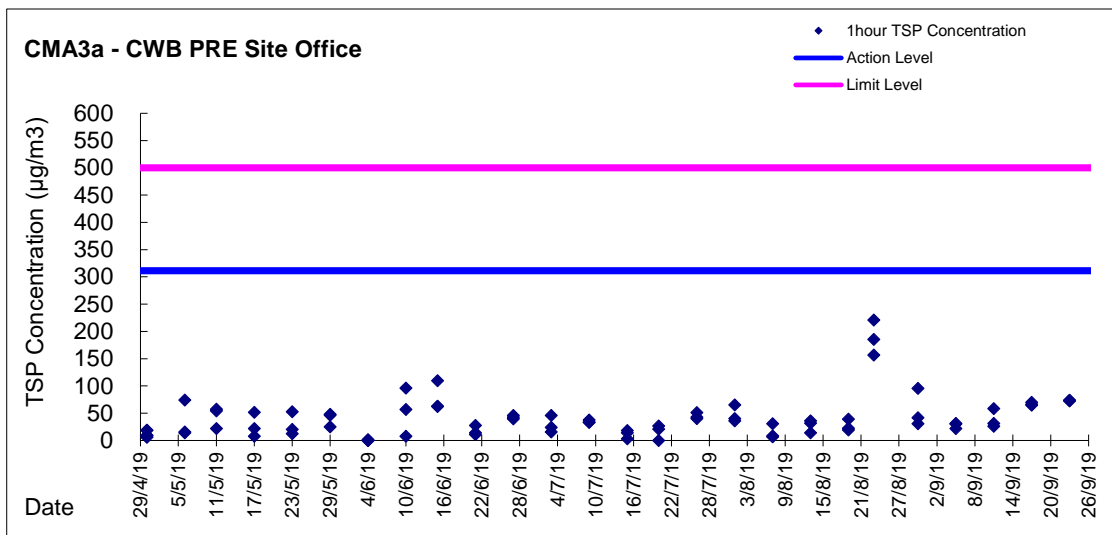
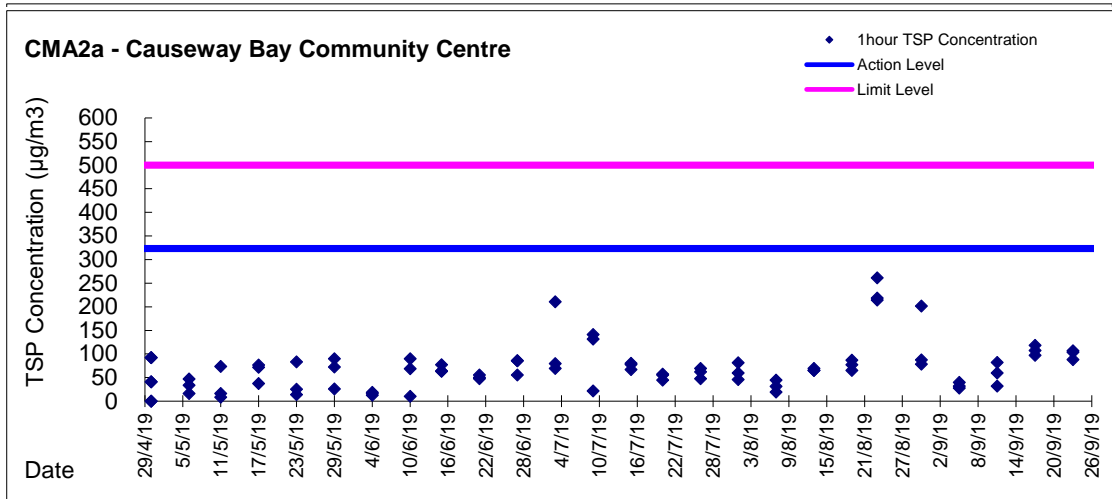
Date	Sampling Time	Weather Condition	Filter paper no.	Filter Weight, g		Elapse Time, hr		Sampling Time, hr	Flow Rate, m^3/min			Total Volume, m^3	TSP Level, $\mu\text{g}/\text{m}^3$
				Initial	Final	Initial	Final		Initial, Q_{si}	Final, Q_{sf}	Average		
30-Aug-19	8:17	Cloudy	MA1w_1hr_1_001314	2.8319	2.8403	24642.41	24643.41	1.00	1.07	1.07	1.07	64	130.4
30-Aug-19	9:19	Cloudy	MA1w_1hr_2_000948	2.7250	2.7310	24643.41	24644.41	1.00	1.07	1.07	1.07	64	93.2
30-Aug-19	10:22	Cloudy	MA1w_1hr_3_000942	2.7328	2.7482	24644.41	24645.41	1.00	1.07	1.07	1.07	64	239.1
5-Sep-19	8:07	Rainy	MA1w_1hr_1_001003	2.7763	2.7787	24669.41	24670.41	1.00	1.07	1.07	1.07	64	37.3
5-Sep-19	9:08	Rainy	MA1w_1hr_2_001044	2.7580	2.7612	24670.41	24671.41	1.00	1.07	1.07	1.07	64	49.8
5-Sep-19	10:11	Rainy	MA1w_1hr_3_001053	2.7447	2.7465	24671.41	24672.41	1.00	1.07	1.07	1.07	64	28.0
11-Sep-19	8:15	Cloudy	MA1w_1hr_1_001008	2.7714	2.7800	24696.41	24697.41	1.00	1.18	1.18	1.18	71	121.2
11-Sep-19	9:17	Cloudy	MA1w_1hr_2_001497	2.8056	2.8126	24697.41	24698.41	1.00	1.18	1.18	1.18	71	98.6
11-Sep-19	10:19	Cloudy	MA1w_1hr_3_001491	2.8171	2.8240	24698.41	24699.41	1.00	1.18	1.18	1.18	71	97.2
17-Sep-19	8:15	Cloudy	MA1w_1hr_1_000133	2.6658	2.6723	24723.41	24724.41	1.00	1.07	1.07	1.07	64	101.1
17-Sep-19	9:17	Cloudy	MA1w_1hr_2_000136	2.6758	2.6829	24724.41	24725.41	1.00	1.07	1.07	1.07	64	110.4
17-Sep-19	10:19	Cloudy	MA1w_1hr_3_000139	2.6473	2.6553	24725.41	24726.41	1.00	1.07	1.07	1.07	64	124.4
23-Sep-19	13:00	Fine	MA1w_1hr_1_000144	2.6482	2.6501	24750.41	24751.41	1.00	1.19	1.19	1.19	71	26.6
23-Sep-19	14:05	Fine	MA1w_1hr_2_000146	2.6652	2.6699	24751.41	24752.41	1.00	1.19	1.19	1.19	71	65.8
23-Sep-19	15:10	Fine	MA1w_1hr_3_000149	2.6864	2.6909	24752.41	24753.41	1.00	1.19	1.19	1.19	71	63.0



Graphic Presentation of 1 hour TSP Result

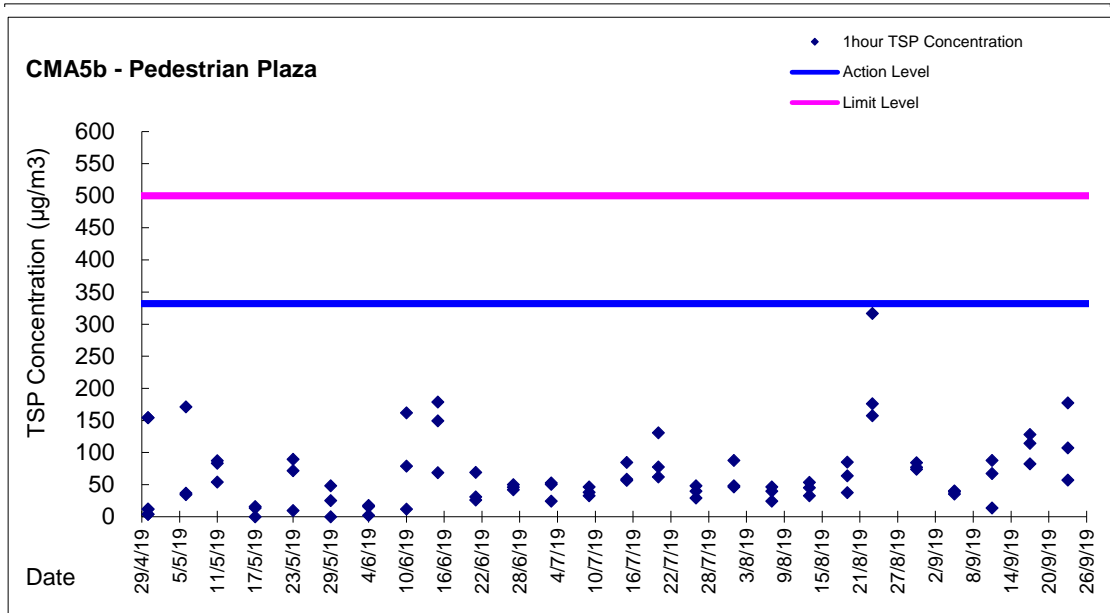


Graphic Presentation of 1 hour TSP Result

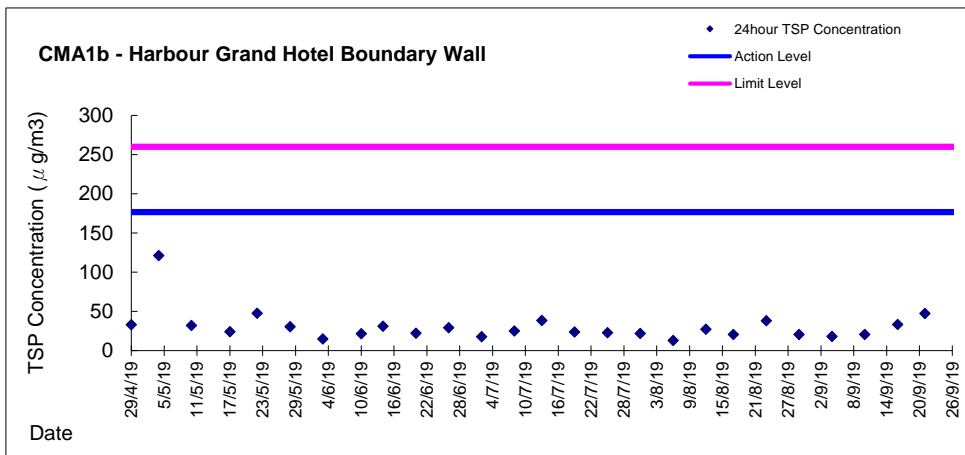
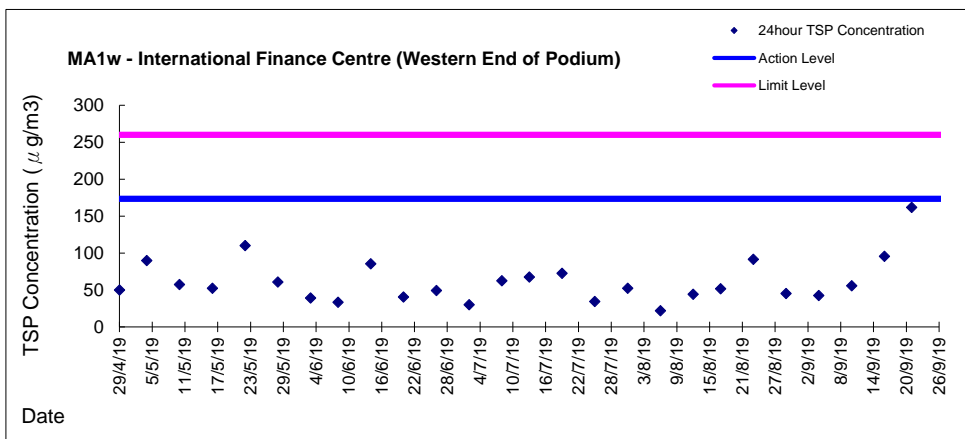
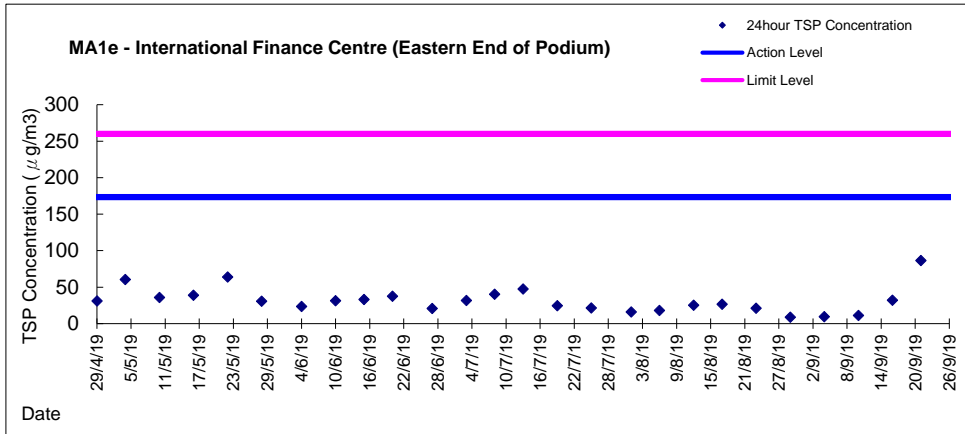




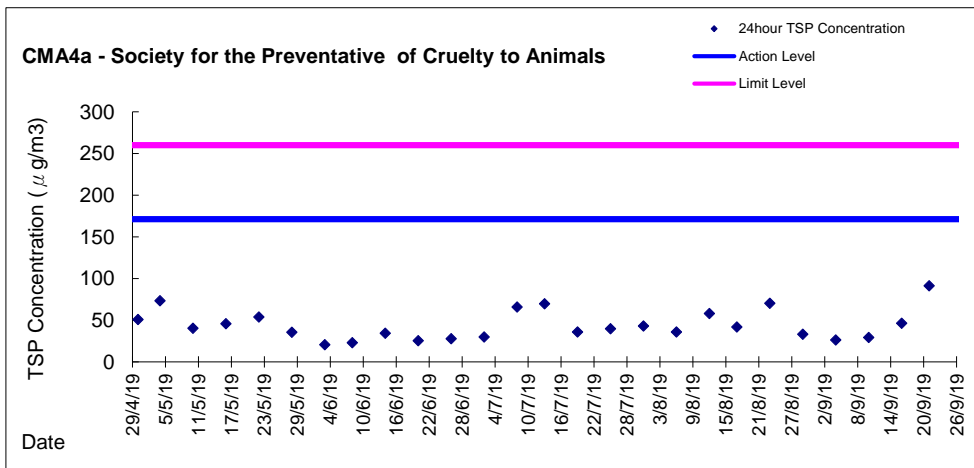
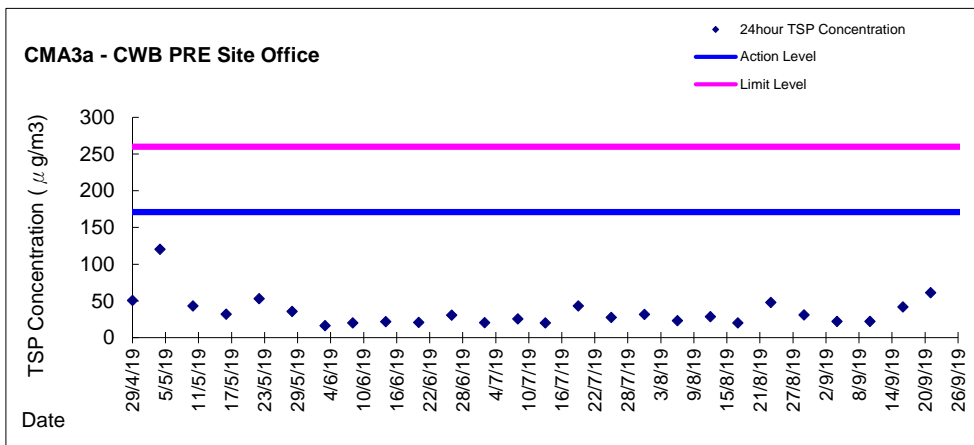
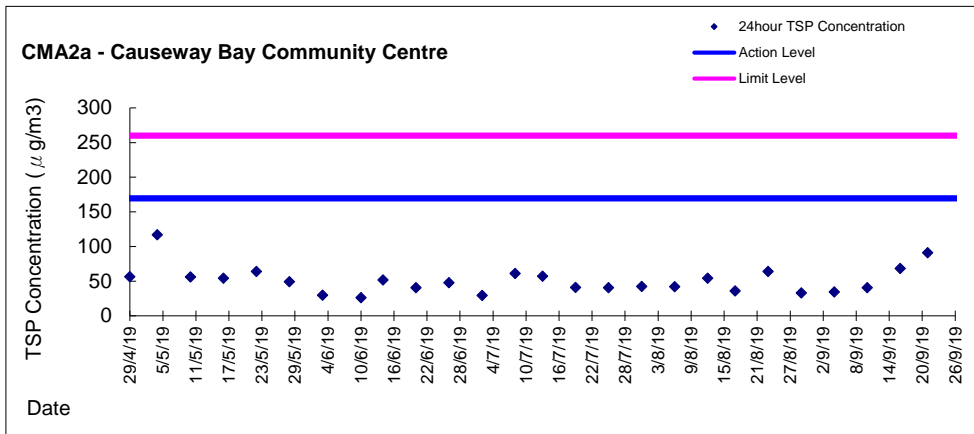
Graphic Presentation of 1 hour TSP Result



Graphic Presentation of 24 hour TSP Result



Graphic Presentation of 24 hour TSP Result



Graphic Presentation of 24 hour TSP Result

